

# DKMC | CYPRUS STRATEGY 3PM ■ Information

Prof. Dr. Bernd W. Kloeckner® Investments



## 1. Basic facts

DKMC Strategy 3PM. „3PM“ stands for “target return net 3% per month“. 3PM is the optimised and improved system and now works on the basis of a combination of deliberately three strategies for several currency pairs. The combination of three strategies maximises the achievement of the return target and minimises risks, this is because as market conditions change the specifically designed strategies determine optimal entry and exit points, accommodating for most periods of market fluctuations. Having multiple strategies also diversifies the entire portfolio making it generally safer.

- System 1 = RSI Strategy  
Use of overbought and oversold levels to determine entry point
- System 2 = Ranging Strategy  
Recognising highs and lows in consolidating markets and exploiting these fluctuations
- System 3 = Trend Strategy  
Trend – trading trends and trend reversals



## 2. About the strategies/systems

All strategies utilise a grid averaging strategy combined with a martingale system. The initial entries have such a low volume because the martingale system does not exceed the risk parameters, which we try to limit to below 15% maximum drawdown (based on our default settings).

The system currently uses the winning strategies with their optimal currency pairs. This means that no currency pair currently has multiple strategies running. In other words: Because one strategy never works for all currency pairs, it is part of our work to find the optimal strategy per currency pair, with regular adjustments up to the replacement of one strategy per currency pair.



## 3. Multiple currency pairs – performance backtests

At 3PM we perform backtests on our last six months of data as we update our preset files every three months. This means that we backtest the last running data and the previous three months. We then optimise the data again, restart it and then carry out backtests again three months later. This results in continuous optimisation, which is also where the stability at 3PM comes from. As mentioned, 3PM aims for a net yield of 3% per month.



## 4. Data – Chance/Risk Ratio – Drawdown – Peak DD

At DKMC Strategy 3PM, we have orientated ourselves to the wishes of many clients and deliberately opted for a 3% net return target per month. The simple rule is: the return target determines the risk.

### Possible total account balance/assets after X years

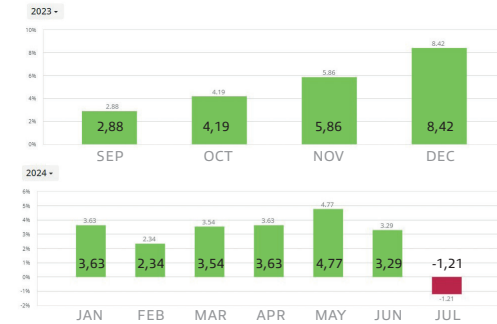
Investment at the beginning: € 10,000

	24% p.a. 2% net/month	30% p.a. 2,5% net/month	36% p.a. 3% net/month
3 years	19.066 €	21.970 €	25.154 €
4 years	23.642 €	28.561 €	34.210 €
5 years	29.316 €	37.129 €	46.525 €
6 years	36.352 €	48.268 €	63.275 €
8 years	55.895 €	81.573 €	117.033 €

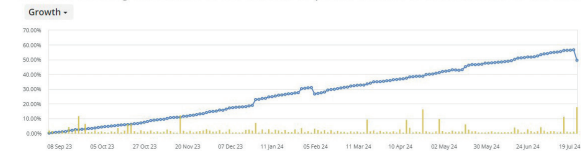
No guarantee. No promise. No forecast. No recommendation. All figures are assumptions. Without consideration of fees. The figures are based on an average expected return of 3% per month for DKMC Strategy 3PM. Any guarantee is excluded.



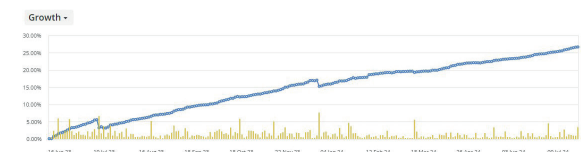
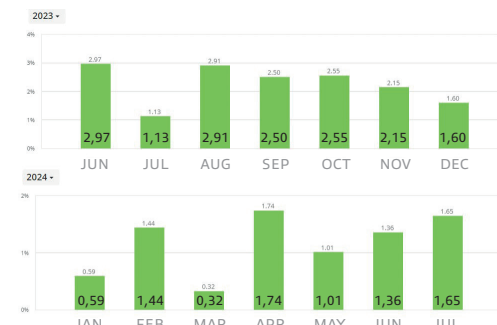
## SYSTEM / STRATEGIE 1



We cut a running drawdown as we wanted to pause whilst our focus shifted to the new system.



## SYSTEM / STRATEGIE 2



## SYSTEM / STRATEGIE 3



Actual Data Combined Backtested Profitability & Chart 2024 based on the actual System-Versions

Overall Profitability 01.01.2024 – 24.07.2024

Account Size: 100 000,00 \$

Profit: 47 010,51 \$ (47,01 %)

Highest possible peak DD: 10,91 %

Net Result for the Investor minus 30% Performance Fee, actual 32,9% netto (1.01.2024 – 24.07.2024).

This means an average of 4,7% net per month, although this average can only serve as a guide for assessing profitability due to monthly fluctuations (Target in DKMC Strategy 3PM = 3% the month).

**This is how overall profitability of total 47% is made up:**

**AUDUSD - Range Strategy - Back test: 01.01.2024 – 24.07.2024**

Profit (net): 12 147,93 \$ (12,14 %)

Relative Peak Drawdown: 3 776,40 \$ ( 3,44 %)

**AUDCAD - Range Strategy - Back test: 01.01.2024 – 24.07.2024**

Profit (net): 11 222,07 \$ (11,22 %)

Relative Peak Drawdown: 2 363,78 \$ ( 2,16 %)

**EURGBP - RSI Strategy - Back test: 01.01.2024 – 24.07.2024**

Profit (net): 10 601,72 \$ (10,60 %)

Relative Peak Drawdown: 2 137,32 \$ ( 2,04 %)

**NZDUSD - RSI Strategy - Back test: 01.01.2024 – 24.07.2024**

Profit (net): 7 671,13 \$ ( 7,67 %)

Relative Peak Drawdown: 836,16 \$ ( 0,80 %)

**AUDUSD - Trend Strategy - Back test: 01.01.2024 – 24.07.2024**

Profit (net): 5 367,66 \$ ( 5,36 %)

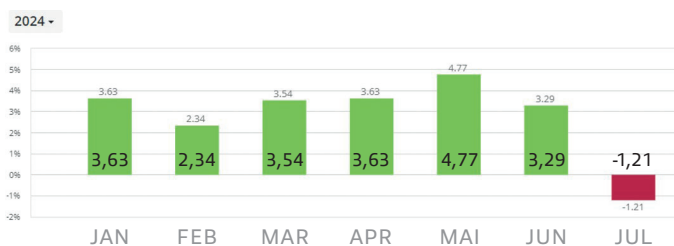
Relative Peak Drawdown: 1 872,24 \$ ( 1,75 %)



#### Explanation:

The highest possible peak drawdown (DD) of 10.91% was not realised, it was the peak DD of all backtests (all unrealised), which was added up and is therefore not even an accurate reflection of the actual DD, which would have been much lower. The peak DD mentioned here and NOT REALISED represents a worst-case scenario that could have occurred during the backtesting period.

#### Current System Profit & Loss 2024



#### Risk management – Drawdown – Peak DD

We personally run a 15% Equity Protector which has never been hit in our 4 years of trading.

The largest drawdown realised in the past was 5%, but we have never closed a month with a loss of more than 1.5%. This is no promise, no guarantee and no forecast. These figures only prove the stability of the DKMC Strategy 3PM. The aim is to achieve an average annualised net return of 3% per month for investors with the lowest possible risk.

The largest drawdown ever reached is 12.7%, this was unrealised, there is however an equity protector at 15%.

RSI strategy - Scientific up to 70% success rate. Optimal: Plus technical indicators/fundamental data. Ranging strategy - Scientifically up to 80% success rate. Important: a) defined strategy b) apply with discipline c) good risk management. Trend strategy - up to 50% hit rate but statistically higher profits if hit. In combination: The strengths of each strategy are utilised. Weaknesses are compensated. Risk is reduced. Flexible. Diversified. Higher hit rate in combination.



#### DKMC STRATEGIE 3PM DISCLAIMER

1.

This document is not intended for inexperienced or security-oriented retail investors. Persons who do not have professional investment experience should not refer to this document.

2.

The information contained in this document is not intended for distribution. This document is for information purposes only and should not be construed as investment advice. The figures and information provided are not a guarantee, forecast, recommendation or promise. DKMC makes no recommendations or representations regarding the suitability of the product or the tax, legal or accounting treatment of the product.

3.

Any simulated performance data and/or past performance data contained in this information is not a reliable indicator or guarantee of future performance. The investments are subject to upward or downward fluctuations and the value may also change due to exchange rate fluctuations.

4.

DKMC is not an asset management company and does not accept funds. None of the statements or illustrations contained in this document are legally binding. DKMC accepts no responsibility for omissions or errors. No liability is accepted for losses incurred by investors as a result of the content or the information provided. We strongly recommend that you check your own account regularly on your own responsibility.

5.

The content shown here does not constitute an offer to conclude a contract or an obligation of any kind. Any performance figures refer to the past. Past performance is not a reliable indicator of future results and developments of a financial instrument. Statements on future developments are based purely on estimates and assumptions and are therefore forecasts. Actual future performance may differ from these.

6.

The information in no way constitutes a call to open a trading account. Any decision resulting from this information is the responsibility of the investor. Liability for direct or indirect consequences of using the content is therefore excluded. It must always be borne in mind that trading is sometimes subject to considerable price fluctuations and risks. For this reason, no liability can be accepted for financial losses resulting from the use of the information for your own investment decision.

I have read and understood the disclaimer and I am aware that I am solely responsible for deciding what and how I want to invest. I have not received any financial advice from DKMC. Nothing was recommended to me, nothing was promised, nothing was guaranteed and nothing was promised or predicted in terms of profit.

This information is a marketing communication. This information does not constitute financial advice, a guarantee or a promise. The information can be a basis for deciding on your own responsibility what are suitable investment strategies in your private, personal situation. Prof Dr Bernd W. Kloeckner's principle is „Consistent risk investment is no risk“. This is a personal opinion based on over 40 years of experience.

#### Note on personal responsibility !

Trading as a form of opportunity-oriented, entrepreneurial investment is based on personal responsibility. Every investor must decide for himself or herself whether he or she wants to take the risk that is always present and can never be ruled out. Investments should only be made by those who say a clear 'yes' to this investment decision on their own responsibility. If in doubt, we advise against investing. As a test, you can decide on your own responsibility to start with the minimum investment in order to get your own and perhaps even better feeling as to whether trading could be a building block for your own financial planning. Whatever decision you make, it is always entirely your own responsibility. At your own risk. At your own risk. Claims for damages against DKMC are excluded, regardless of the legal grounds. DKMC guarantees nothing. Promises nothing. Forecasts nothing. Recommends nothing. All results are past results. There are assumptions based on these results.

